
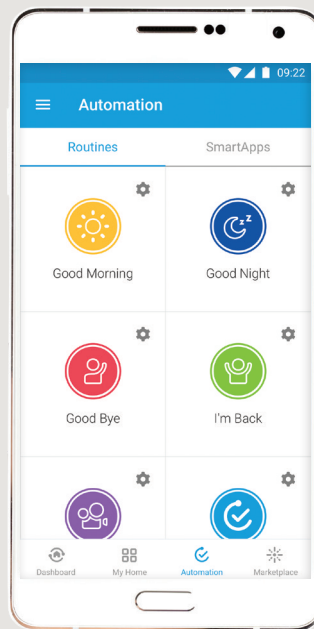


RA2 Select works with Samsung SmartThings

Create a more complete smart home.



Maestro dimmer



SmartThings hub

Getting started is easy


Step 1

Install your RA2 Select system, connect it to your Wi-Fi router, and download the Lutron App.



Step 2

Download and install the free Samsung SmartThings app and set up your SmartThings system.



Step 3

Link your RA2 Select devices to different routines and SmartApps using the Samsung SmartThings app. Now you can automate your lights and shades alongside additional smart devices like sensors, locks, cameras, and more.

lutron.com/ra2selectintegration

Customer Assistance

Email: support@lutron.com

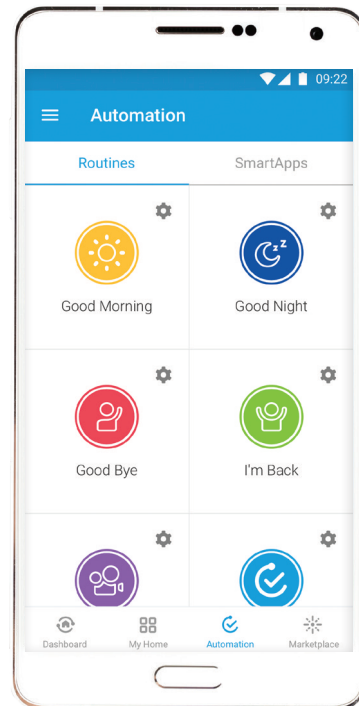
Phone: 1.844.LUTRON1 (588.7661) — includes 24/7 technical support

RA2 select
by LUTRON

© 03/2018 Lutron Electronics Co., Inc. | P/N 367-2786 REV A

What you need

- RA2 Select main repeater
- Lutron App
- Samsung SmartThings hub
- Samsung SmartThings app (shown below)



Lutron and Maestro are trademarks of Lutron Electronics Co., Inc., registered in the U.S. and other countries.
RA2 Select is a trademark of Lutron Electronics Co., Inc.
Samsung is a registered trademark of Samsung Electronics Co., Ltd.